

Tareas PEQUES

para


ESTUDIA

No para saber una cosa más,
sino para saberla mejor.

Nombre: _____

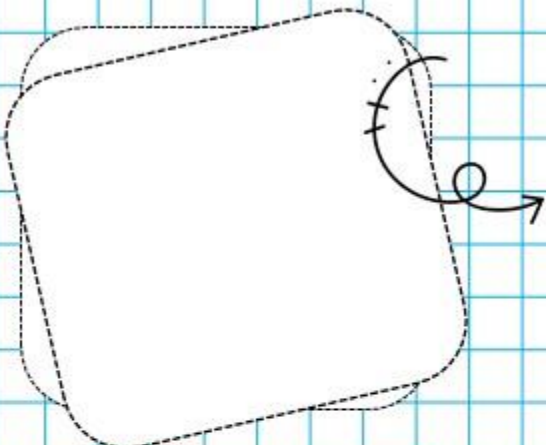
Maestro(a): _____

Grado: _____




Todo sobre mi.

Nombre:

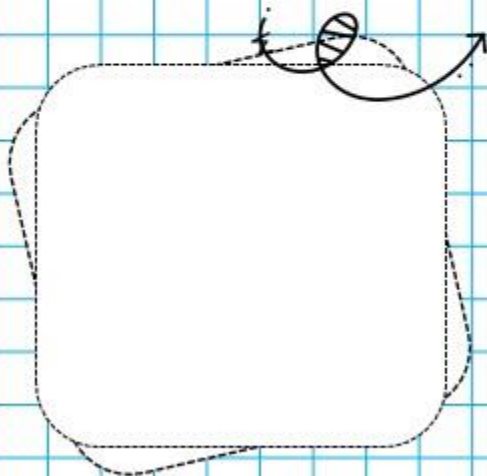


Mi comida favorita




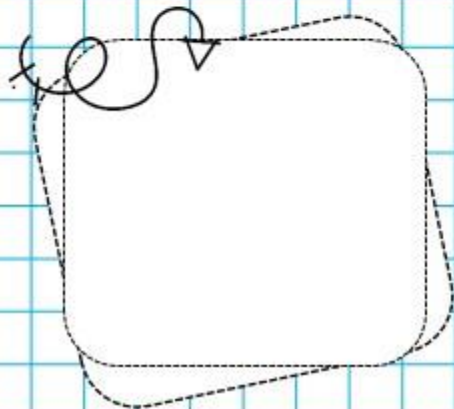
Mi familia

Realiza un dibujo sobre ti



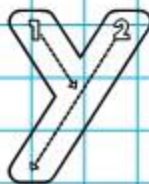
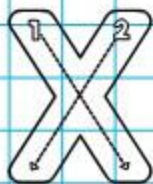
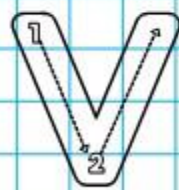
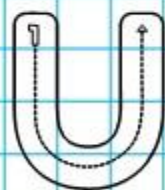
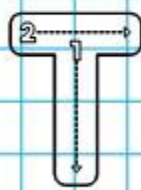
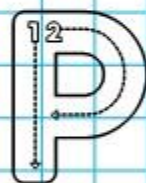
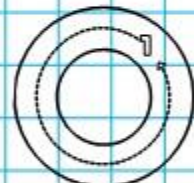
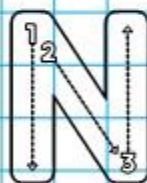
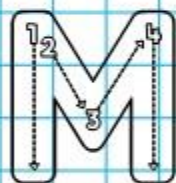
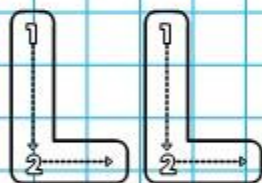
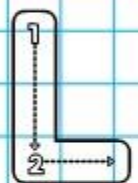
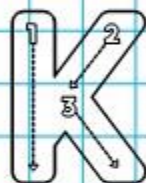
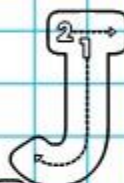
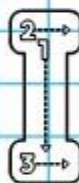
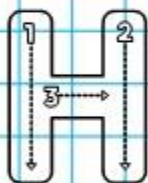
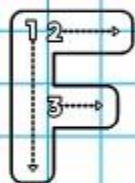
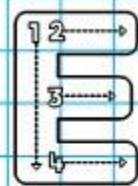
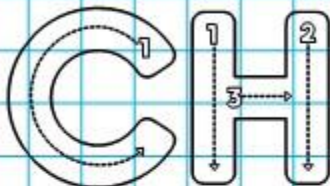
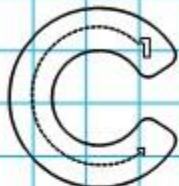
Mi caricatura favorita

Me encanta el color:





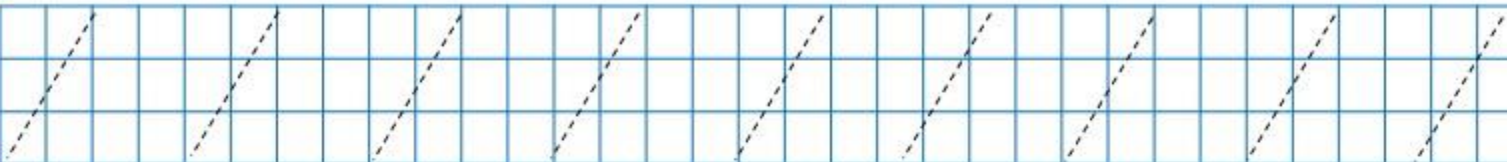
Repasa y remarca las siguientes letras.



Traza de manera correcta lo siguiente.



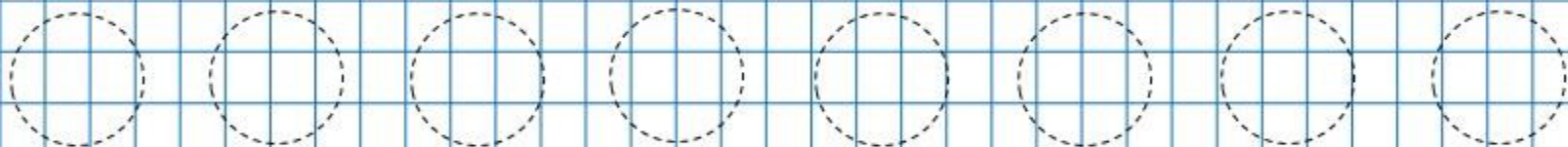
A



A



a



a




A-a



Nombre:

Encuentra los dibujos que inicien con la letra.



Fecha:

Escribe la letra A-a

A	.	a	.	A	.	a	.	A	.
.									
A	.	a	.	A	.	a	.	A	.
.									
A	.	a	.	A	.	a	.	A	.
.									
A	.	a	.	A	.	a	.	A	.
.									
A	.	a	.	A	.	a	.	A	.
.									
A	.	a	.	A	.	a	.	A	.

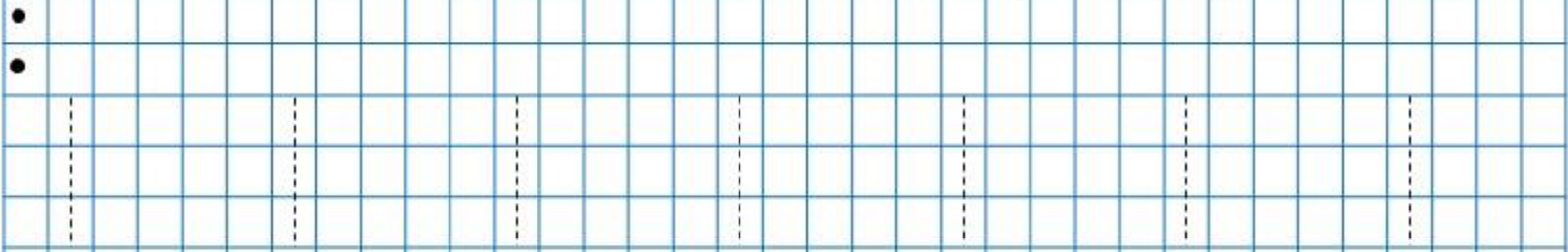
Traza de manera correcta lo siguiente.



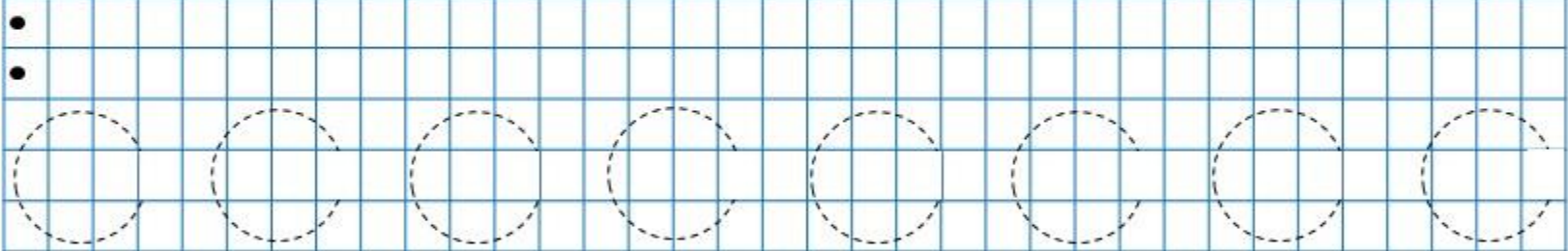
E



E



e



e



E-e



Nombre:

Fecha:

Encuentra los dibujos que inicien con la letra.

Escribe la letra E-e



E	.	e	.	E	.	e	.	E	.
.									
E	.	e	.	E	.	e	.	E	.
.									
E	.	e	.	E	.	a	.	E	.
.									
E	.	e	.	E	.	e	.	E	.
.									
E	.	e	.	E	.	e	.	E	.
.									
E	.	e	.	E	.	e	.	E	.

Traza de manera correcta lo siguiente.



I

I



i

i

I-i

Nombre:

Encuentra los dibujos que inicien con la letra.

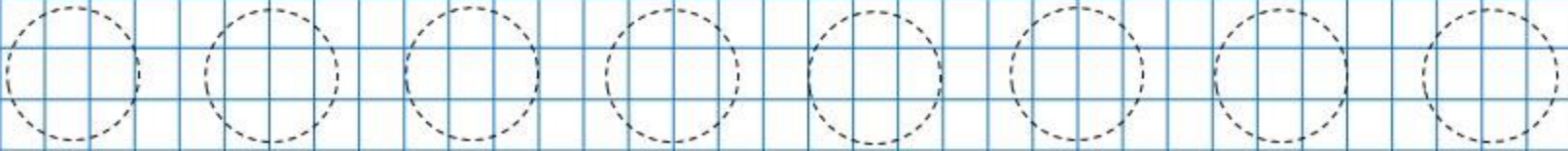
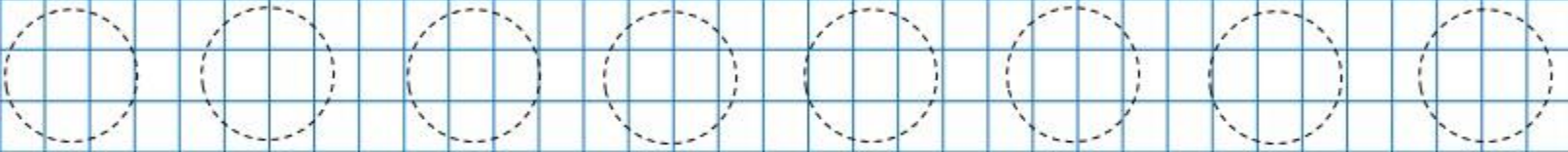
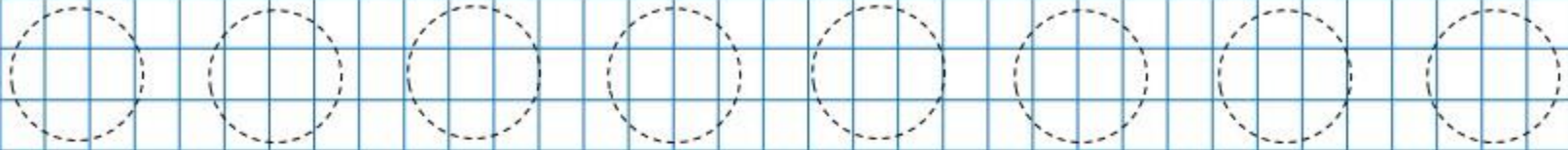


Fecha:

Escribe la letra I-i


I	.	i	.	I	.	i	.	I	.
.									
I	.	i	.	I	.	i	.	I	.
.									
I	.	i	.	I	.	i	.	I	.
.									
I	.	i	.	I	.	i	.	I	.
.									
I	.	i	.	I	.	i	.	I	.
.									
I	.	i	.	I	.	i	.	I	.
.									

Traza de manera correcta lo siguiente.



Nombre:

Encuentra los dibujos que inicien con la letra.



Fecha:

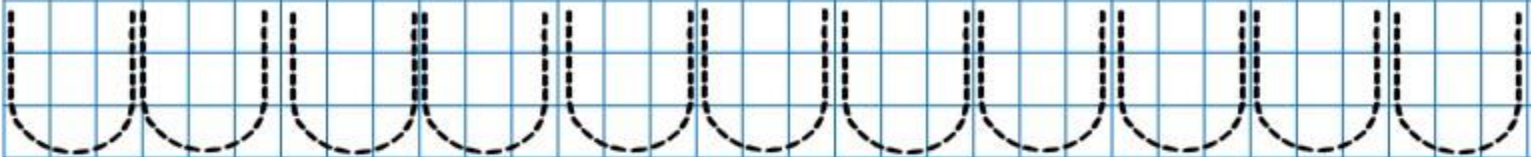
Escribe la letra O-o

0	.	o	.	0	.	o	.	0	.
.									
○	.	○	.	○	.	○	.	○	.
.									
○	.	○	.	○	.	○	.	○	.
.									
○	.	○	.	○	.	○	.	○	.
.									
○	.	○	.	○	.	○	.	○	.
.									
○	.	○	.	○	.	○	.	○	.

Traza de manera correcta lo siguiente.



U



U



u



u



U-u



Nombre:

Encuentra los dibujos que inicien con la letra.




Fecha:

Escribe la letra U-u

U	.	u	.	U	.	u	.	U	.
.									
U	.	U	.	U	.	U	.	U	.
.									
U	.	U	.	U	.	U	.	U	.
.									
U	.	U	.	U	.	U	.	U	.
.									
U	.	U	.	U	.	U	.	U	.
.									



Realiza lo siguiente.



Colorea

uno





Colorea todos los números 1 que encuentres.

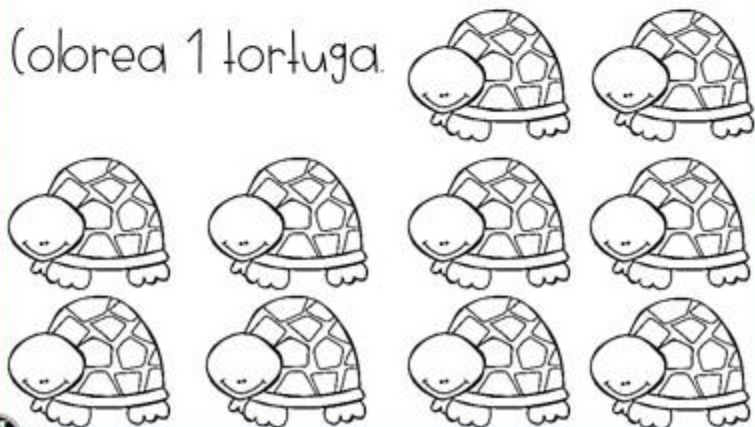
2	3	7	1	4	1	1	1	0	9
6	1	3	1	8	9	1	0	3	1
1	9	8	7	1	1	4	4	1	3
1	1	1	3	8	2	0	1	1	1

1 uno 1 uno

Colorea 1 ventana.



Colorea 1 tortuga.



0



2

3

4



Realiza lo siguiente.



Colorea

dos





Colorea todos los números 2 que encuentres.

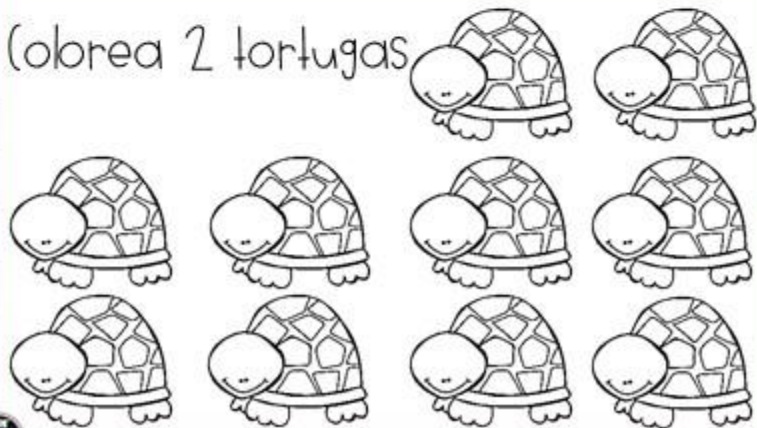
2	2	2	1	4	2	2	2	0	9
6	1	3	1	2	9	1	2	2	2
2	9	2	2	1	2	4	4	1	3
2	2	2	3	8	2	0	2	2	2

2 dos 2 dos

Colorea 2 ventanas:



Colorea 2 tortugas



1



3

4

5



Realiza lo siguiente.



Colorea



tres



Colorea todos los números 3 que encuentres.

3	3	2	1	4	3	3	3	0	9
6	3	3	1	3	9	1	3	3	3
2	9	3	3	1	3	4	4	1	3
3	3	3	3	8	2	0	3	3	3

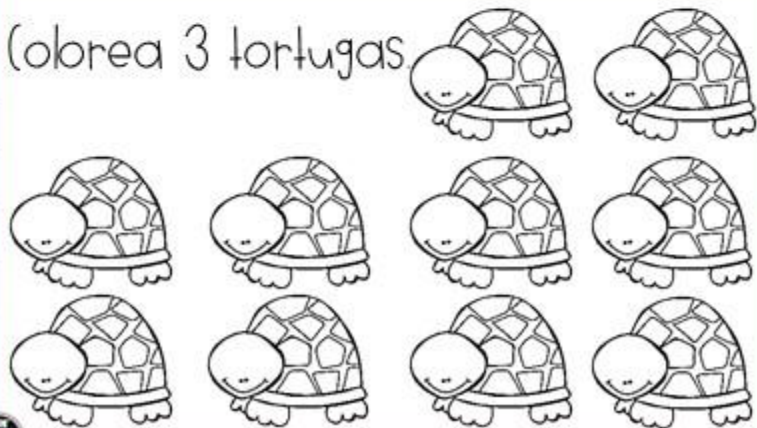
3 tres

3 tres

Colorea 3 ventanas.



Colorea 3 tortugas.



2



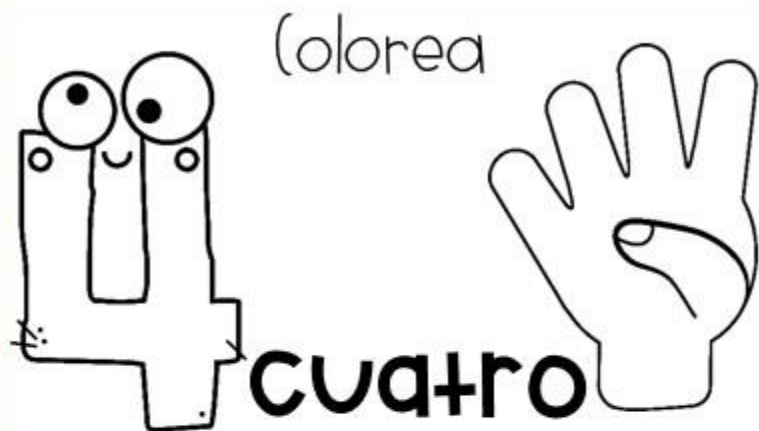
4

5

6



Realiza lo siguiente.





Colorea todos los números 4 que encuentres.

4	4	2	1	4	4	3	4	0	4
6	4	4	1	3	9	1	4	4	4
2	9	4	4	1	4	4	4	1	3
4	4	4	4	8	2	0	4	4	4


4

cuatro

Colorea 4 ventanas.



Colorea 4 tortugas.



3



5

6

7



Realiza lo siguiente.





Colorea todos los números 5 que encuentres.


5	5	5	5	5	5	3	4	0	9
6	4	5	1	3	9	1	5	5	5
2	9	5	5	1	5	5	5	1	3
5	5	5	5	8	2	0	4	5	4

5 cinco

Colorea 5 ventanas.



Colorea 5 tortugas.



4



6

7


8



Realiza lo siguiente.



Colorea



seis



Colorea todos los números 6 que encuentres.

6	6	6	6	6	6	3	4	0	9
6	4	5	1	3	6	1	6	5	5
2	6	5	6	1	6	6	6	1	3
6	6	5	6	8	2	0	4	6	6

6 seis

6 seis

Colorea 6 ventanas.



Colorea 6 tortugas.



5



7

8


9



Realiza lo siguiente.



Colorea





siete

Colorea todos los números 7 que encuentres.

7	7	7	7	7	7	3	4	0	9
7	4	5	1	3	7	1	7	5	5
2	7	5	7	1	7	7	7	1	3
7	7	5	6	8	2	0	4	7	7

7 siete 7 siete

Colorea 7 ventanas.



Colorea 7 tortugas.



6



8

9

10



Realiza lo siguiente.



Colorea





Ocho

Colorea todos los números 8 que encuentres.


8	8	8	8	8	8	3	4	0	9
8	4	5	1	3	8	1	8	5	5
2	8	5	8	1	8	8	8	1	3
8	8	5	6	8	2	0	4	8	8

ocho ocho

Colorea 8 ventanas.



Colorea 8 tortugas.



6 7 9 10



Realiza lo siguiente.



Colorea



nueve

Colorea todos los números 9 que encuentres.

9	9	9	9	9	9	3	4	0	9
9	4	5	1	3	9	1	9	5	5
2	9	5	9	1	9	9	9	1	3
8	9	5	6	9	2	0	4	9	9

9 nueve

Colorea 9 ventanas.



Colorea 9 tortugas.




6 7 8 10



Realiza lo siguiente.

Colorea





diez

Colorea todos los números 10 que encuentres.

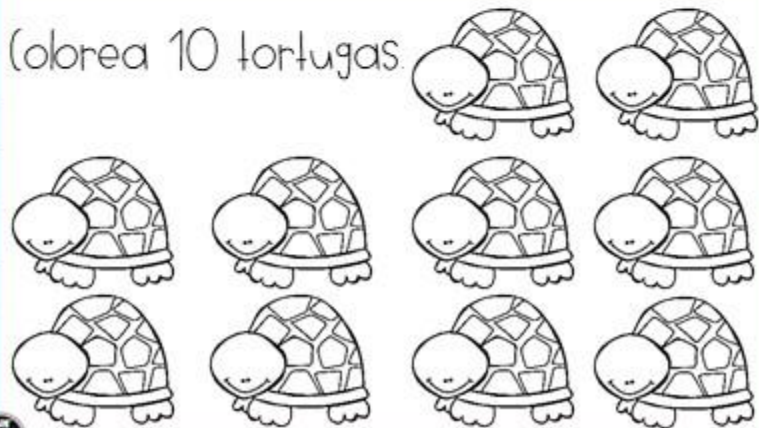
10	10	10	10	10	10	3	4	0	9
10	4	5	1	3	10	1	10	5	5
2	9	5	10	1	10	10	10	1	3
10	10	5	6	10	2	0	4	10	10



Colorea 10 ventanas.



Colorea 10 tortugas.

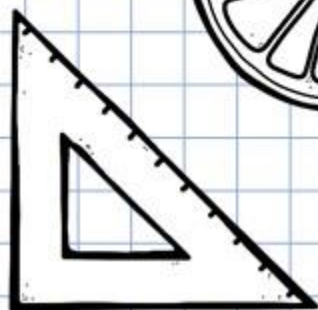


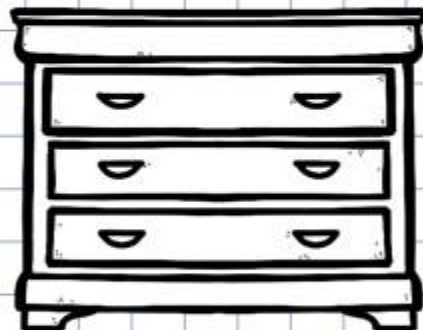
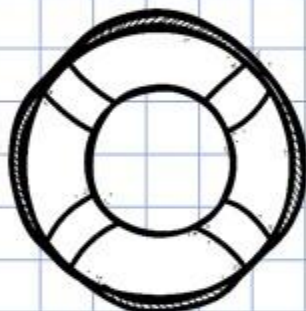

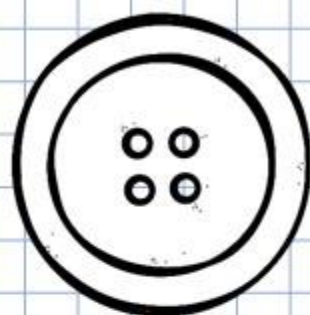


6 7 8 9




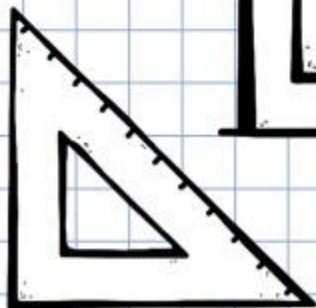

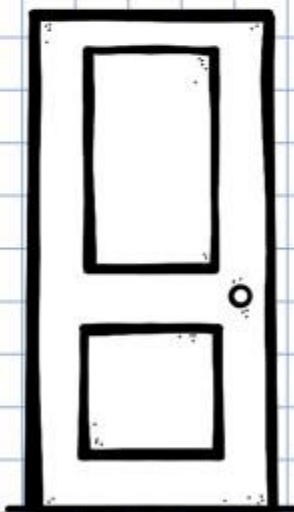
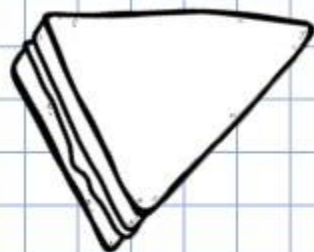


Colorea todos los objetos que tienen la misma forma al círculo.


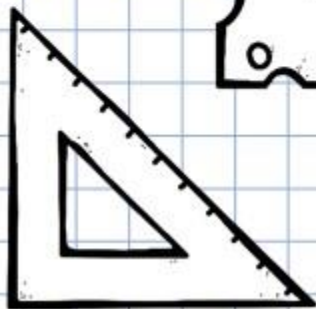

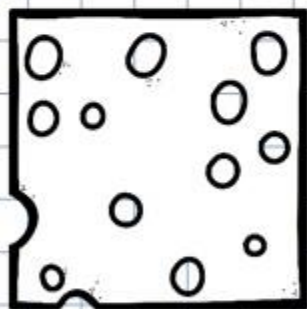

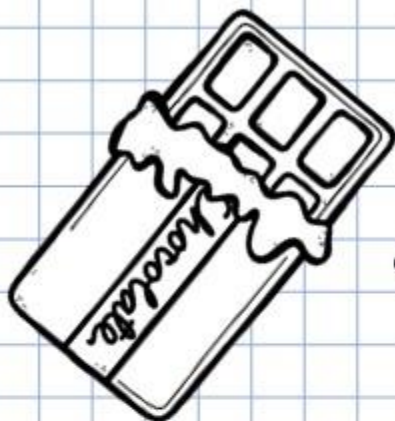
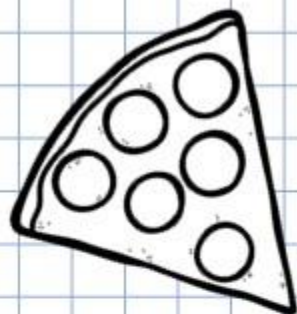




Colorea todos los objetos que tienen la misma forma que el triángulo.


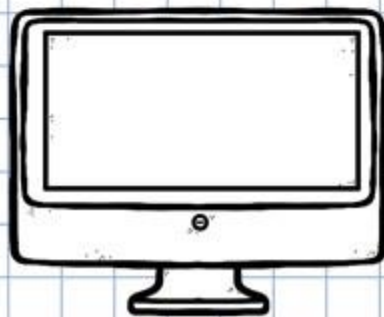
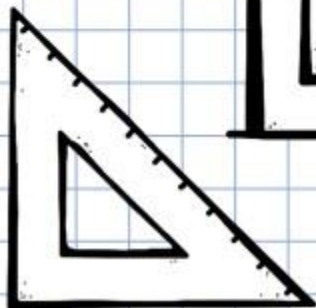

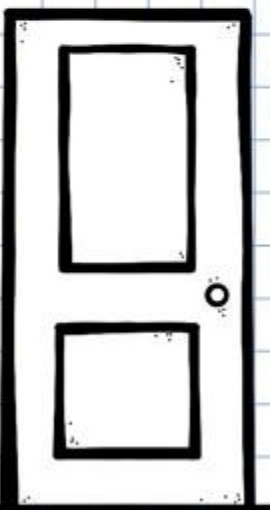
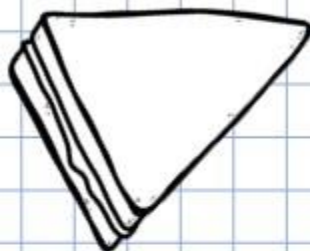
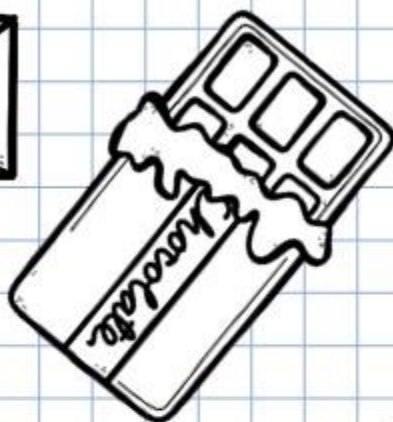


Colorea todos los objetos que tienen la misma forma que el cuadrado.











Colorea todos los objetos que tienen la misma forma que el rectángulo.






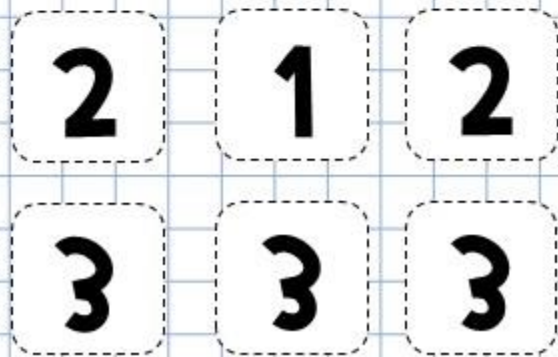






A contar.



- | | | |
|---|----|---|
| 6 | 11 | 4 |
| 7 | 9 | 5 |




A restar.







Realiza lo siguiente.

Colorea



Colorea todas las letras Aa que encuentres.

A	c	g	r	t	A	M	a	b	p
n	a	l	A	ll	f	A	z	Y	a
d	f	a	g	H	a	u	A	E	A
a	j	k	l	a	n	O	i	A	A



A a
abeja


Ana tiene una flor.
En la flor hay una abeja.
La abeja toma miel.
La miel es dulce y rica.
A mi me gusta la miel.





Realiza lo siguiente.


Colorea



Colorea todas las letras Ee que encuentres.

E	e	g	r	t	B	M	d	E	I
n	E	l	e	ll	f	A	z	Y	a
e	f	E	g	H	e	C	e	E	D
E	j	k	l	e	n	O	i	d	E

Ee Ee Ee



Ee
elote





Erika come elote del puesto de su tía Esther, ella vende elotes en vaso y enteros, a Erika le gustan todos con mucha sal y limón. En la casa de la tía Esther siempre hay elotes deliciosos para vender y comer.



Realiza lo siguiente.

Cobrea



Cobrea todas las letras **I** que encuentres.

I	e	i	f	t	B	M	d	G	I
N	I	l	l	ll	i	A	z	Y	a
i	i	E	I	H	f	C	I	E	D
f	j	k	i	g	n	O	i	d	I

I **i**
iglesia




Iris va a la iglesia, al salir compra elotes y también deliciosos refrescos. Iris tiene una iguana linda que le regalo su amiga Imelda, la iguana se llama Iiu, le gusta comer tallos de las ramas y le gusta morder a Isis que es la hermana de Iris.





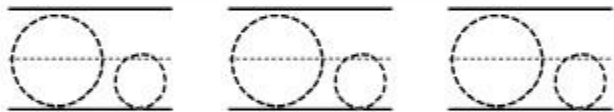
Realiza lo siguiente.

Colorea





Colorea todas las letras Oo que encuentres.

O	e	n	f	t	B	o	d	G	O
n	O	L	s	o	ll	k	z	Y	A
r	s	O	u	H	f	C	O	E	D
O	j	k	l	p	o	m	i	d	h



Oo
oso



Ofelia ama los osos. El otro día encontró un oso en el bosque y quería acercarse a él, pero su tío le dijo que no, por que los osos son peligrosos, Ofelia cree que su tío no tiene razón, por que es muy enojón, pero la verdad es que un oso enojado es peor que un tío enojado, de cualquier forma Ofelia no tocó al oso y le contó a su amigo Oscar.



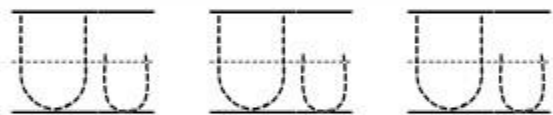
Realiza lo siguiente.

Cobrea




Cobrea todas las letras Uu que encuentres.


U	e	U	f	t	B	U	d	G	U
n	U	L	s	u	ll	A	z	Y	A
r	s	U	U	H	f	C	U	E	D
u	j	k	l	U	n	m	i	d	U











Uu
uvas



Uriel y Úrsula comen uvas moradas y verdes. Un día hubo en su casa una fiesta, los papas comían uvas, unas pocas eran para los niños, pero en un momento ellos las terminaron. ¡No más uvas por hoy! - dijo su mamá. Buscaron muchas más pero no hubo ninguna.



A contar.



A contar.



<p>A basket with a smiling face at the top and a grid of 13 squares below. The number 13 is written in the bottom section.</p>	<p>A basket with a smiling face at the top and a grid of 17 squares below. The number 17 is written in the bottom section.</p>	<p>A basket with a smiling face at the top and a grid of 14 squares below. The number 14 is written in the bottom section.</p>	<p>A basket with a smiling face at the top and a grid of 11 squares below. The number 11 is written in the bottom section.</p>
<p>A basket with a smiling face at the top and a grid of 19 squares below. The number 19 is written in the bottom section.</p>	<p>A basket with a smiling face at the top and a grid of 12 squares below. The number 12 is written in the bottom section.</p>	<p>A basket with a smiling face at the top and a grid of 20 squares below. The number 20 is written in the bottom section.</p>	<p>A basket with a smiling face at the top and a grid of 15 squares below. The number 15 is written in the bottom section.</p>

Identifica y encierra donde hay números.



Identifica y encierra donde hay números.

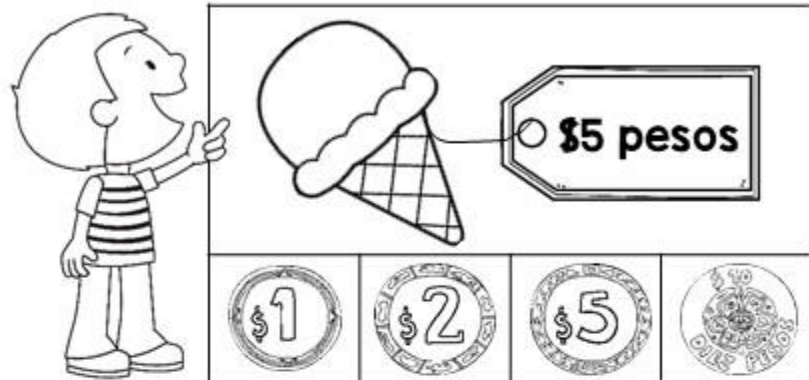
8

6

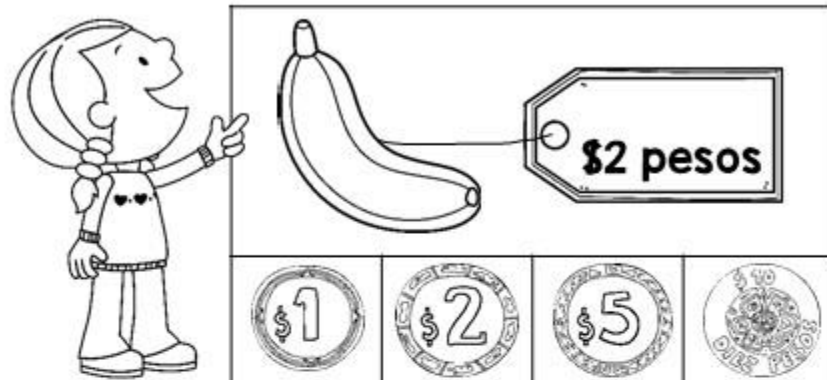
4



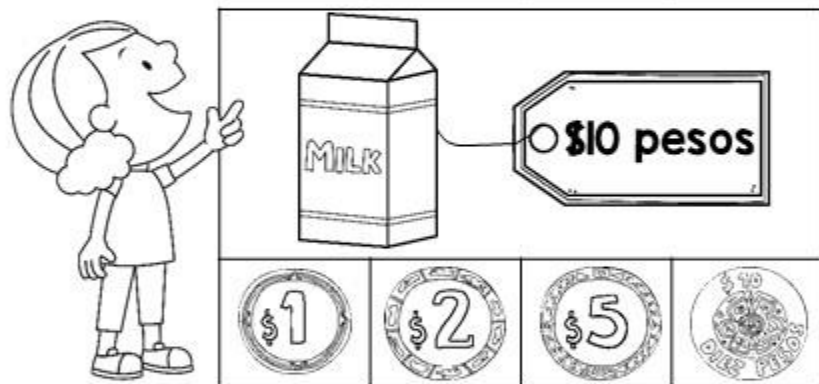
Colorea la moneda que corresponde al precio de cada producto.



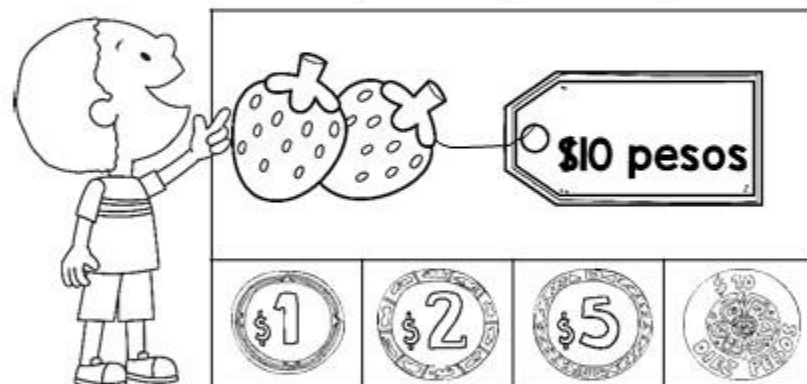
A boy is pointing to an ice cream cone. A price tag next to it says "\$5 pesos". Below the product are four coins: a \$1 coin, a \$2 coin, a \$5 coin, and a 50-cent coin.




A girl is pointing to a banana. A price tag next to it says "\$2 pesos". Below the product are four coins: a \$1 coin, a \$2 coin, a \$5 coin, and a 50-cent coin.



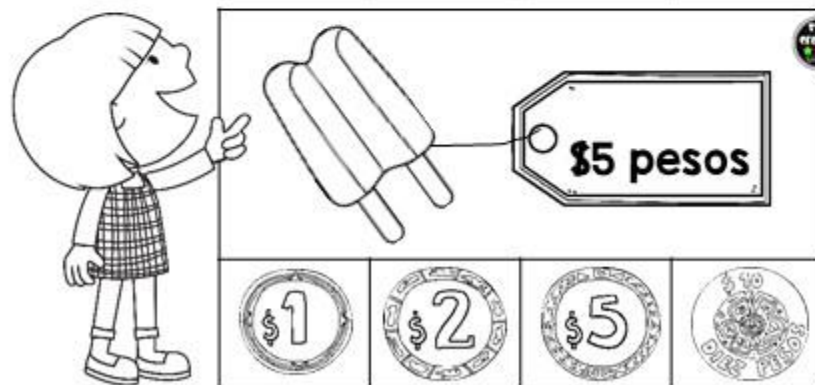
A girl is pointing to a carton of milk labeled "MILK". A price tag next to it says "\$10 pesos". Below the product are four coins: a \$1 coin, a \$2 coin, a \$5 coin, and a 50-cent coin.



A boy is pointing to two strawberries. A price tag next to them says "\$10 pesos". Below the product are four coins: a \$1 coin, a \$2 coin, a \$5 coin, and a 50-cent coin.




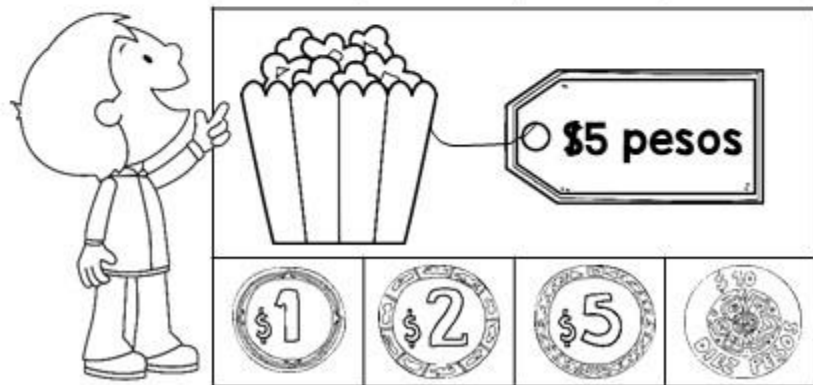

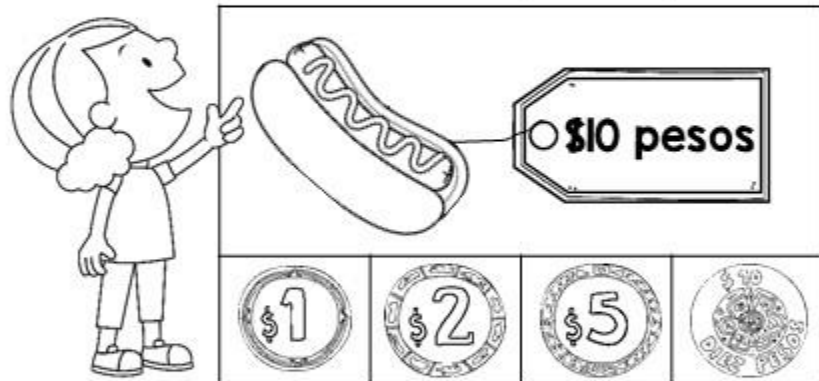

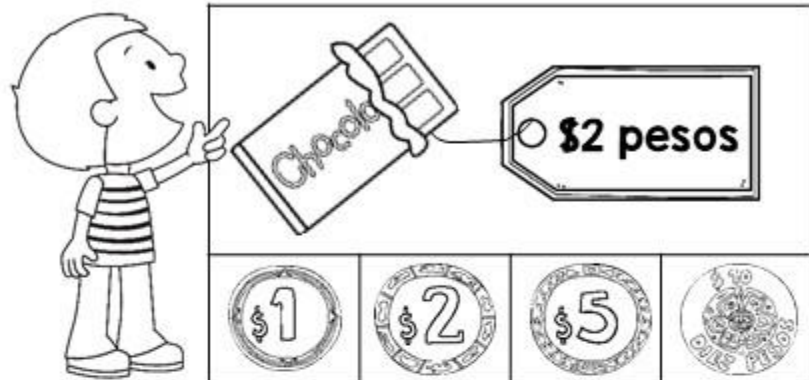
A boy is pointing to a yogurt container labeled "YOGU". A price tag next to it says "\$5 pesos". Below the product are four coins: a \$1 coin, a \$2 coin, a \$5 coin, and a 50-cent coin.






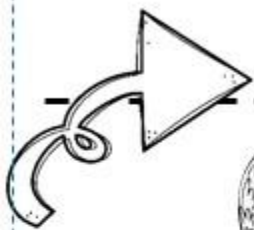
A girl is pointing to two ice cream sticks. A price tag next to them says "\$5 pesos". Below the product are four coins: a \$1 coin, a \$2 coin, a \$5 coin, and a 50-cent coin.






Colorea la moneda que corresponde al precio de cada producto.



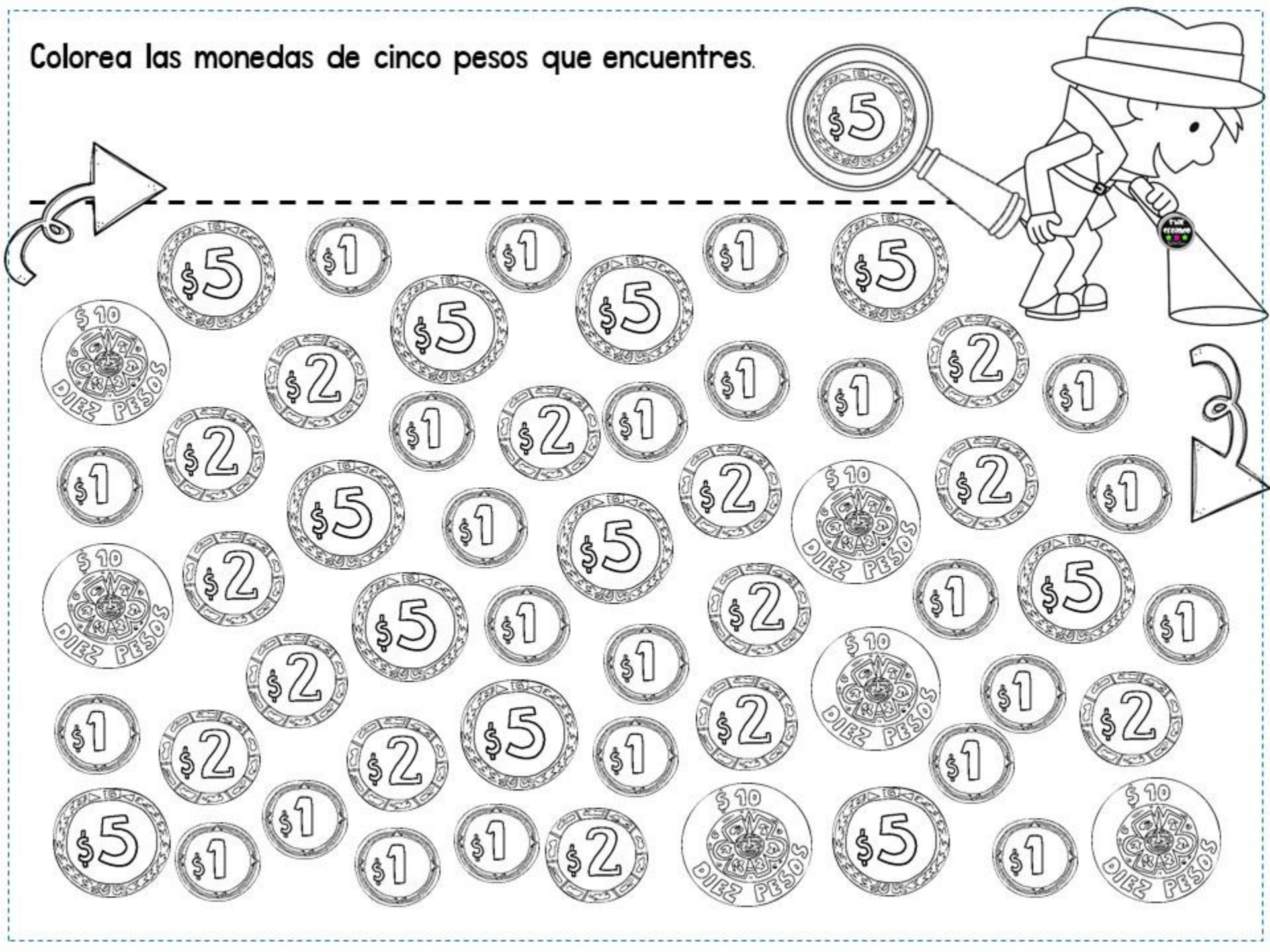
Encierra las monedas de un peso que encuentres.





Tacha las monedas de dos pesos que encuentres.



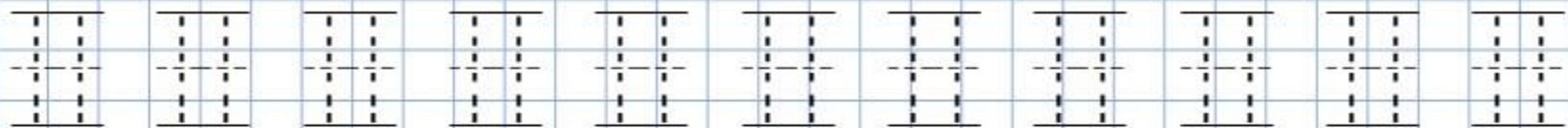
Colorea las monedas de cinco pesos que encuentres.



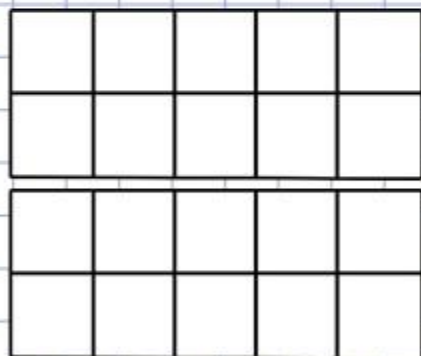
Encierra las monedas de diez pesos que encuentres.




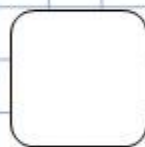
Traza, remarca y colorea.




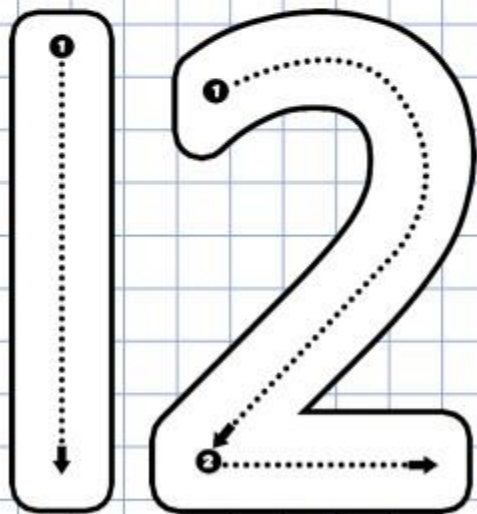


once once once once once




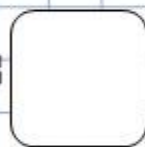
$10+1=$



Traza, remarca y colorea.



$10+2=$


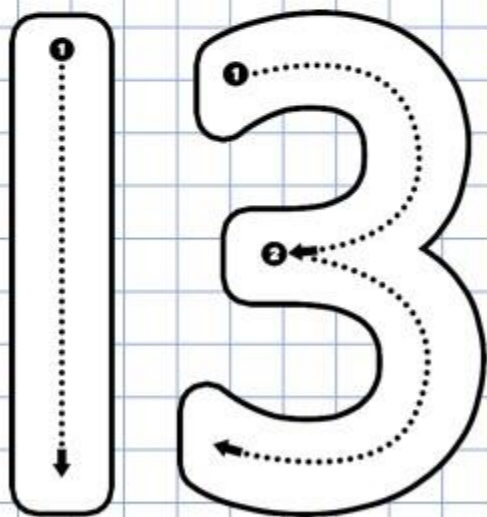


Traza, remarca y colorea.

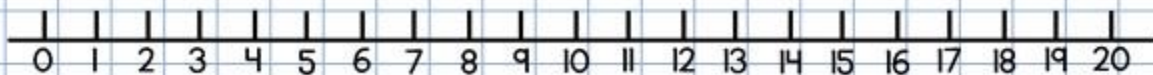


13 13 13 13 13 13 13 13


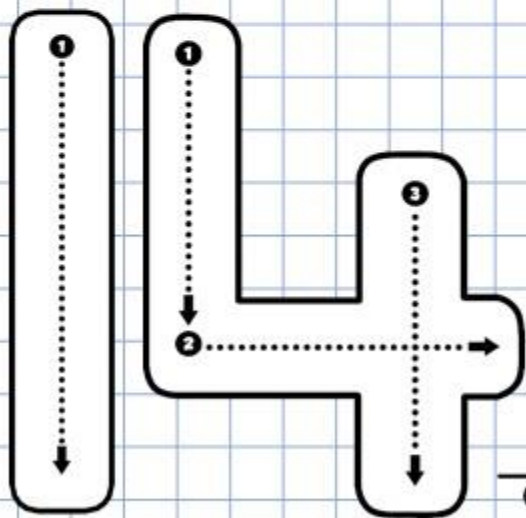
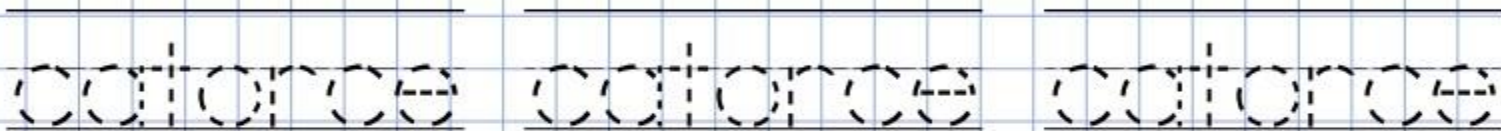
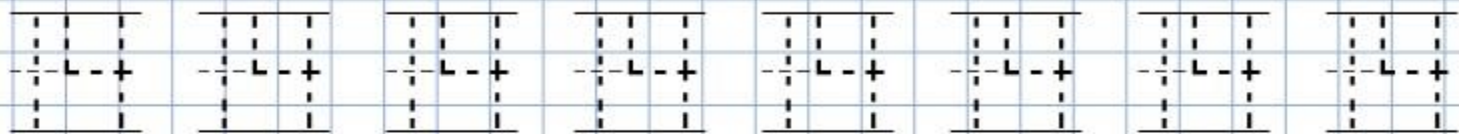
trece trece trece trece




$10+3=$




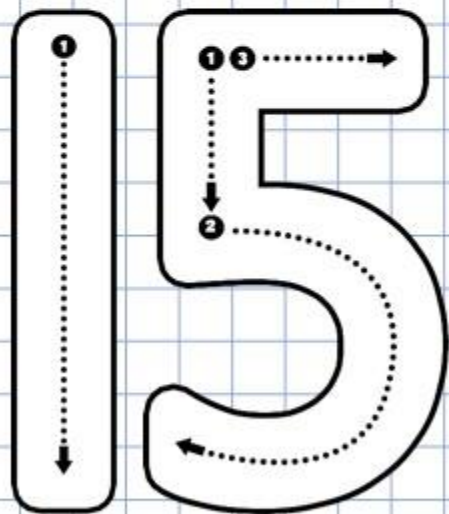

Traza, remarca y colorea.



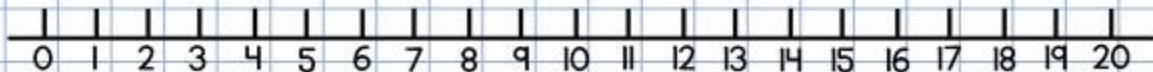
$10+4=$



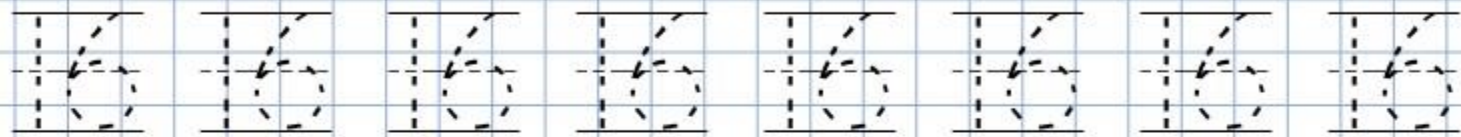
Traza, remarca y colorea.




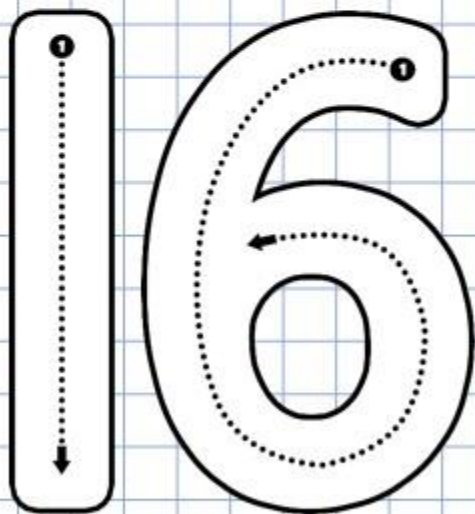
$10+5=$



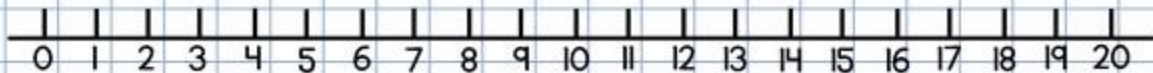
Traza, remarca y colorea.



dieciséis dieciséis dieciséis




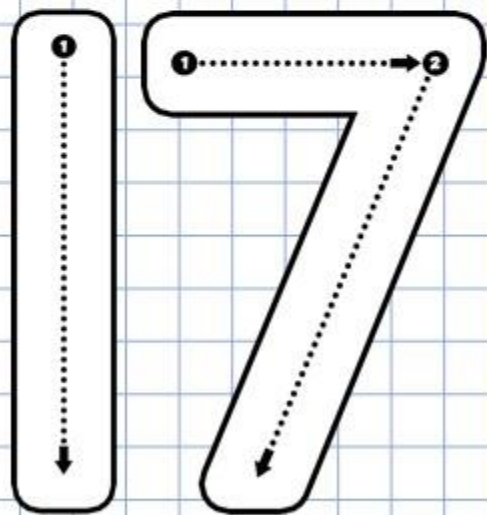
$10+6=$



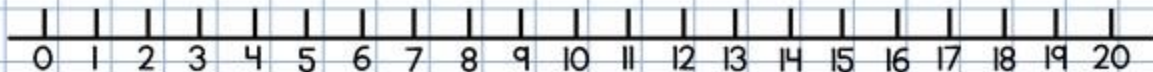
Traza, remarca y colorea.




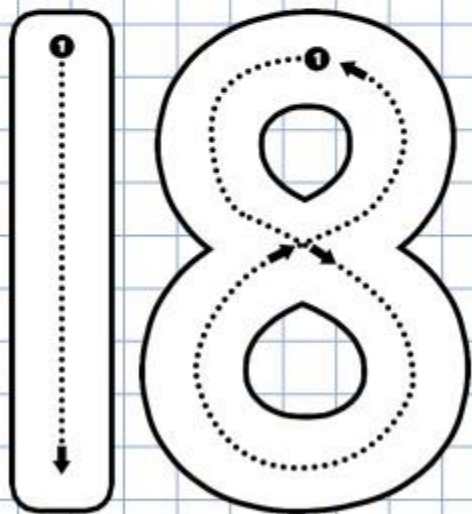

diecisiete diecisiete diecisiete



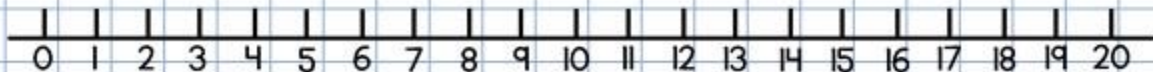
$10+7=$



Traza, remarca y colorea.



$10+8=$


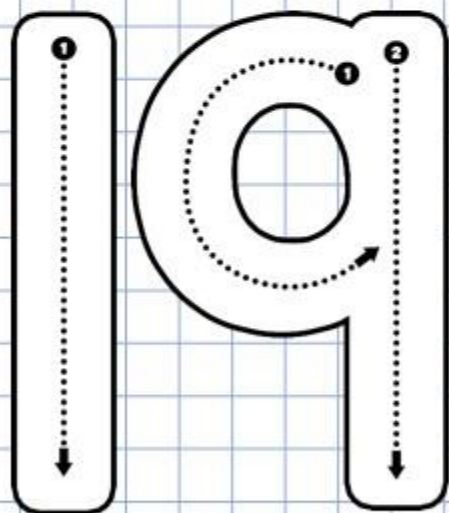


Traza, remarca y colorea.

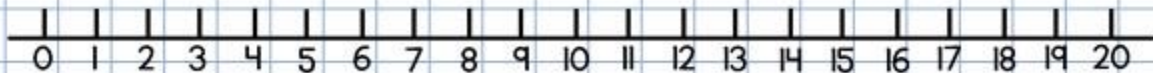


19 19 19 19 19 19 19 19


diecinueve diecinueve




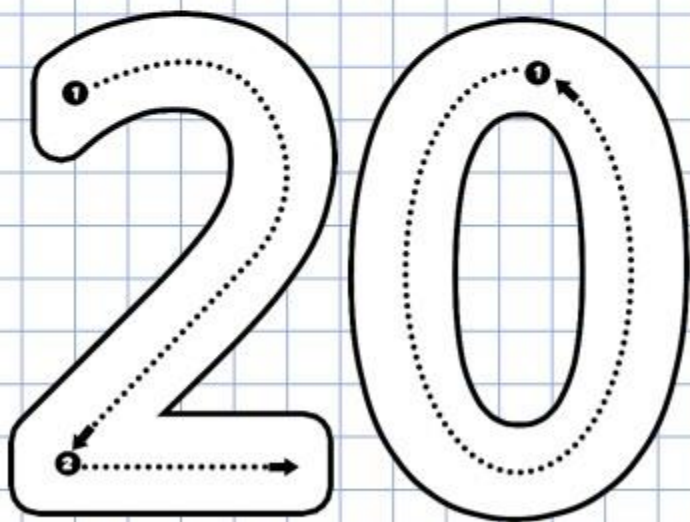
$10 + 9 =$



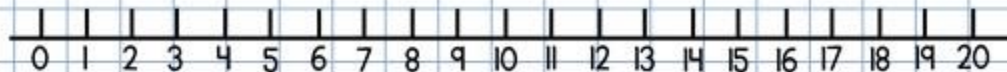
Traza, remarca y colorea.



veinte veinte veinte veinte






$10+10=$







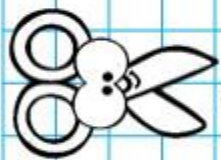
Remarca las líneas con tu color favorito luego recórtalas.



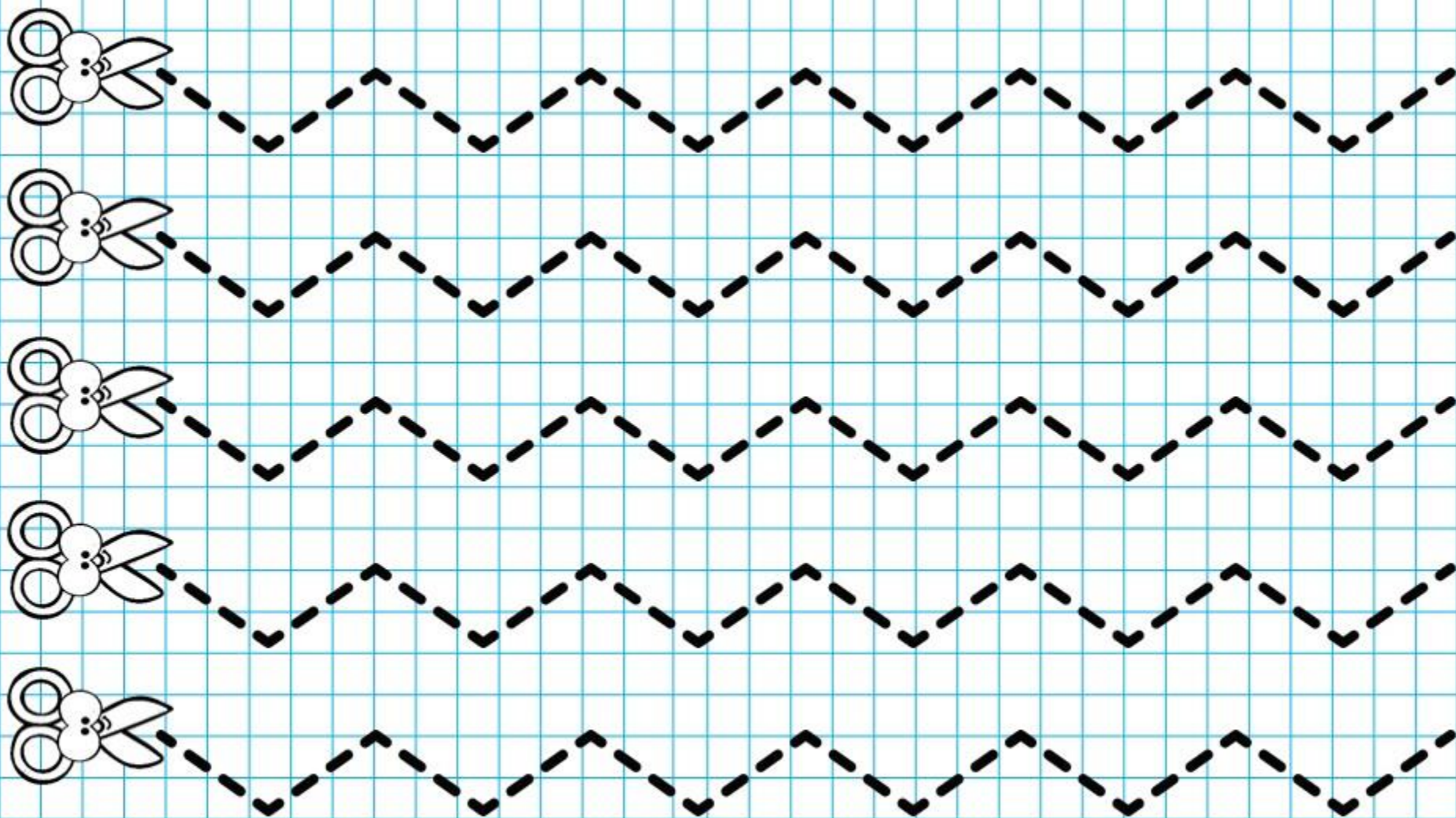
Remarca las líneas con tu color favorito luego recórtalas.



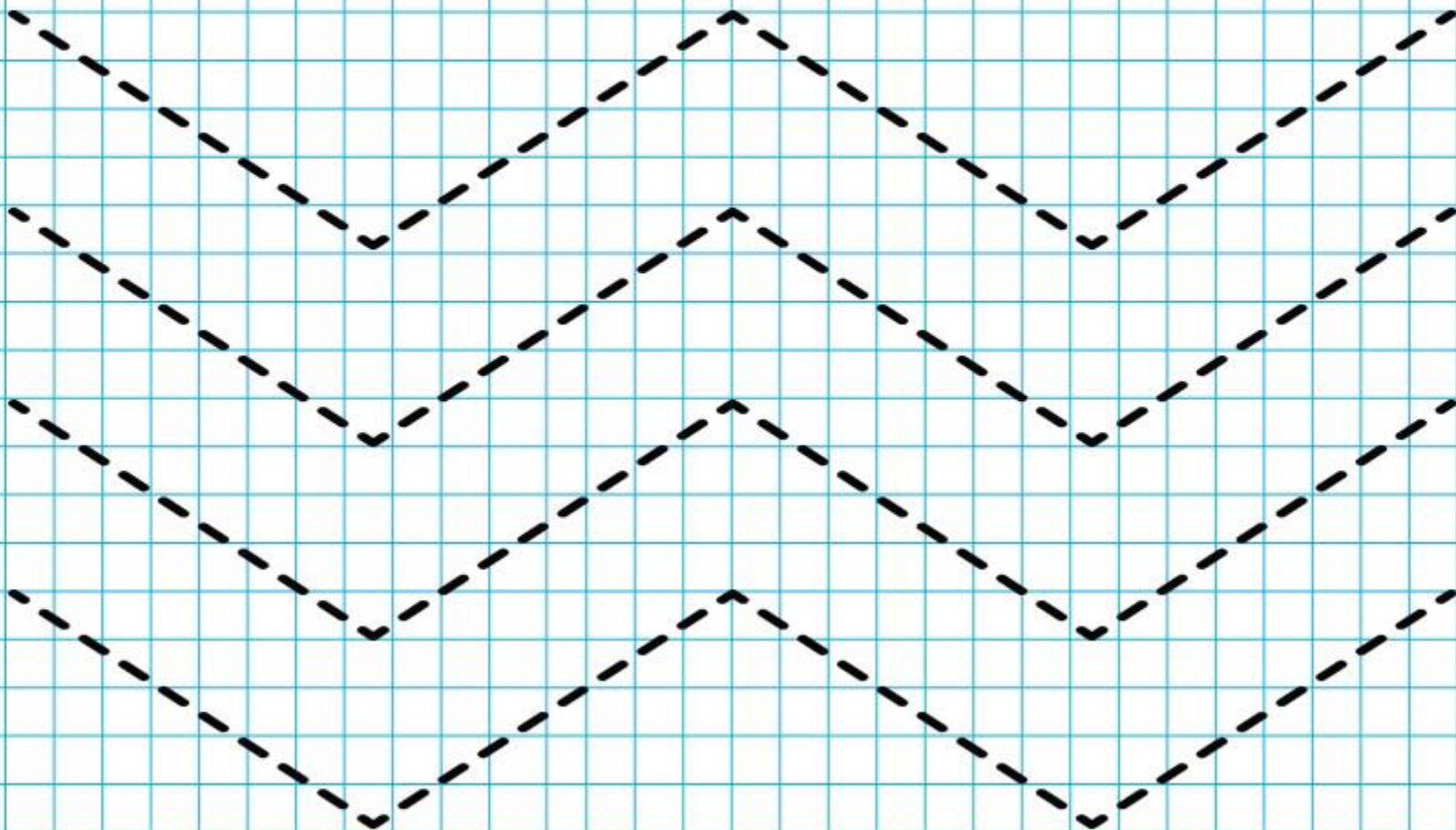

Remarca las líneas con tu color favorito luego recórtalas.



Remarca las líneas con tu color favorito luego recórtalas.



Remarca las líneas con tu color favorito luego recórtalas.



Material Gratuito



NO OLVIDES SEGUIRNOS

<https://www.facebook.com/Star-Creando-Star-Leyva-464169540446644/>

<https://www.facebook.com/groups/699359270228583/>

Créditos



Etsy

Star Leyva



Star Creando